



LED WATTAGE CHART

	16L	32L
400 milliamps	21W	-
530 milliamps	28w	-
700 milliamps	36w	71w
1050 milliamps	56w	-

The Classic LED Post Top Lantern blends traditional design with modern LED and optical technology. The Classic is able to provide illumination at up to (70) seventy percent energy savings compared to previous technology.

The Classic is Dark Sky Friendly and features a full cutoff optical reflector system. Micro Optics— recessed within the fixture's surface and can distribute light up to five times the mounting height, creating powerful uniformity. The Classic LED provides uniform illumination with up to four to five mounting heights. The optical system is completely concealed inside the fixture top eliminating glare. The Classic is available in Amber, 2700K, 3000K, 3500K, 4000K and 5000K Kelvin and is available from 21-71 watts. The Classic LED Series is the perfect luminaire for traditional American neighborhoods.

The standard Classic LED comes with flat glass lens in the top of the fixture with open sides. Opal, Frosted, and Clear side lenses can be ordered as options.

BUY AMERICAN

To ensure the latest BAA/TAA/BABA Standards are being met, please select BAA, TAA, or BABA in the options section. Please contact the factory before placing an order for any NLS products requesting BAA (Buy American Act), TAA (Trade American Act), or BABA (Build America, Buy America).



STAR POWER™ OPTICAL SYSTEM

The Star Power™ reflector is an excellent system which provides great value and performance. Star Power Patent number: 10168023

Project Name:

Type:

CLASSIC-1 ORDERING GUIDE

Cat#	Light Dist.	# of LEDs	Miliamps	Kelvin	Volts
Classic 1 (CLA-1)	Type 2 (T2)	16 (16L)	400 (40) ¹	Amber 586-600nM (AMBER) ^{7, 10, 11}	120-277 (UNV)
	Type 3 (T3)	32 (32L)	530 (53) ¹	2700K, 70 CRI (27K7)	347-480 (HV) ⁹
	Type 4 (T4)		700 (7)	2700K, 80 CRI (27K8) ²	
	Type 5 (T5)		1050 (1) ¹	3000K, 70 CRI (30K7)	
				3000K, 80 CRI (30K8) ²	
				3500K, 80 CRI (35K8) ²	
				4000K, 70 CRI (40K7)	
				4000K, 80 CRI (40K8) ²	
				5000K, 70 CRI (50K7)	
				5000K, 80 CRI (50K8) ²	
Mounting	Color	Controls Options	Options	Lens Options	
Post Top Over 2-3/8" OD (T2R)	Bronze Textured (BRZ)	Nema 7-Pin Receptacle (PE7)	Marine Grade Finish (MGF)	Opal Side Lens (OSL)	
Post Top Over 3" OD (T3R)	White Textured (WHT)	Photocell + Receptacle (PCR)	House Side Shield (HSS)	Clear Side Lens (CSL)	
Arm Mount (AM) ³	Smooth White Gloss (SWT)	Receptacle + Shorting Cap (PER)	Terminal Block (TB)	Frosted Side Lens (FSL)	
	Silver Metallic (SVR)	Custom Controls Integration (CCI) ⁶	Tool-Less Entry (TE)		
Pendant Mount 1' Length (PM1) ⁴	Black Textured (BLK)	Button Type Photocell (PC) ⁵	Buy American Act (BAA) ⁸		
2' Length (PM2) ⁴	Smooth Black Gloss (SBK)		Trade Agreement Act (TAA) ⁸		
3' Length (PM3) ⁴	Graphite Textured (GPH)		Build America Buy American (BABA) ⁸		
4' Length (PM4) ⁴	Grey Textured (GRY)				
5' Length (PM5) ⁴	Green Textured (GRN)				
	Hunter Green Textured (HGN)				
	Custom (CS)				

NOTES:

1. 16L Only
2. Consult Factory for Lead Time. Consult Factory for 90 CRI Requests.
3. For use with Decorative Arms
4. Comes with 1/2" Coupling
5. Universal Voltage 120-277
6. Please contact Factory for Custom Control Integration requests
(nLight, NX, WaveLinx, Crestron, DMX/RDM, Synapse, Casambi, Dali II, Avi-On, or other control systems)
7. Turtle Safe
8. Consult factory for all BAA/TAA/BABA requests
9. Only available in 32L
10. Consult Factory for Lead Time
11. Not Available above 1000mA



701 Kingshill Place, Carson, CA 90746
Call Us Today (310) 341-2037

nlsighting.com

PRODUCT SPECIFICATIONS

ELECTRICAL

- 120-277 Volts (UNV) or 347-480 Volts (HV)
- 0-10V dimming driver
- Driver power factor at maximum load is $\geq .95$, THD maximum load is 15%
- LED Drivers Ambient Temp. Min is -40°C and Ambient Temp. Max ranges from 50°C to 55°C and, in some cases, even higher. Consult the factory for revalidation by providing the fixture catalog string before quoting and specifying it.
- All internal wiring UL certified for 600 VAC and 105°C
- CRI 70, 80 or 90
- Color temperatures: Amber, 2700K, 3000K, 3500K, 4000K, 5000K
- Surge Protection: 20KA supplied as standard.

CONSTRUCTION

- Cast Aluminum

OPTIONS

- MARINE GRADE FINISH (MGF) - A multi-step process creating protective finishing coat against harsh environments. Chemically washed in a 5 stage cleaning system. Pre-baked, Powder coated 3-5 mils of Zinc Rich Super Durable Polyester Primer. Oven Baked. Finished Powder Coating of Super Durable Polyester Powder Coat 3-5 mil thickness.
- House Side Shield (HSS) - Designed for full property line cutoff.
- OPAL SIDE LENS - Translucent white side lens.
- CLEAR SIDE LENS - Clear side lens.
- Frosted SIDE LENS - Frosted, textured side lens.
- Terminal Block - Internal terminal block.
- TOOLLESS ENTRY - Easy tool-less entry into the fixture.

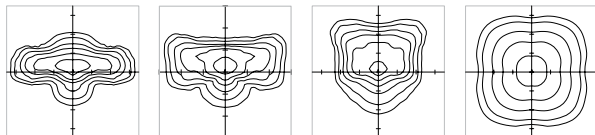
CONTROL OPTIONS

- PHOTOCELL - Button type photocell.
- NEMA 7-PIN RECEPTACLE (PE7)—An ANSI C136.41-2013 receptacle provides electrical and mechanical interconnection between photo control cell and luminaire. Dimming receptacle available two or four dimming contacts supports 0-10 VDC dimming methods or Digital Addressable Lighting Interface (DALI), providing reliable power interconnect.
- PHOTOCELL + RECEPTACLE (PCR)—7-Pin Receptacle and Electronic Twist Lock Photocell for dusk to dawn operation.
- RECEPTACLE + SHORTING CAP (PER)—7-Pin Receptacle and Shorting Cap.
- Controls Agnostic: Please contact factory for your preferred controls option. (nLight, NX, WaveLinx, Crestron, DMX/RDM, Synapse, Casambi, DALI II, Avi-On, or other control systems)

OPTICS

Silicone optics high photo-thermal stability and light output provides higher powered LEDs with minimized lumen depreciation LED life. UV and thermal stability with scratch resistance increases exterior application durability.

- IES Types



TYPE II (T2)

TYPE III (T3)

TYPE IV (T4)

TYPE V (T5)

FINISH

- 3-5 mils electrostatic powder coat.
- NLS Light's standard high-quality finishes prevent corrosion protects against and extreme environmental conditions

WARRANTY

Five-year limited warranty for drivers and LEDs.

LISTINGS

- Certified to UL 1598
- UL 8750
- CSA C22.2 No. 250.0

BUY AMERICAN OPTION

While all of the NLS Lighting products listed in this document qualify for the Buy America(n) Act of 1933, we reserve the right to change our listings without notice.

The information provided above is for general informational purposes only. We encourage you to consult legal professionals for advice particular to your projects concerning BAA, TAA, BABA or Buy America.

Additional NLS Products that meet BAA, TAA standards can be found at the following link:

<https://nslighting.com/buy-american/>



The information and specifications on this document are subject to change without any notification. All values are design, nominal, typical or prorated values when measured under internal and external laboratory conditions.



701 Kingshill Place, Carson, CA 90746
Call Us Today (310) 341-2037


nslighting.com

PRODUCT SPECIFICATIONS


CLASSIC - LUMEN DATA CHART

PART NUMBER	T2 LUMENS	L/W	T3 LUMENS	L/W	T3 HSS LUMENS	L/W	T4 LUMENS	L/W	T4 HSS LUMENS	L/W	T5 LUMENS	L/W	Watts
CLA-1-16L-40-27K7	2305	110	2247	107			2227	106			2324	111	21
CLA-1-16L-40-27K8	2158	103	2104	100			2085	99			2176	104	21
CLA-1-16L-40-30K8	2314	110	2256	107			2236	106			2333	111	21
CLA-1-16L-40-30K7	2492	119	2429	116			2408	115			2513	120	21
CLA-1-16L-40-35K8	2314	110	2256	107			2236	106			2333	111	21
CLA-1-16L-40-40K8	2492	119	2429	116			2408	115			2513	120	21
CLA-1-16L-40-40K7	2693	128	2625	125			2602	124			2715	129	21
CLA-1-16L-40-50K8	2492	119	2429	116			2408	115			2513	120	21
CLA-1-16L-40-50K7	2693	128	2625	125			2602	124			2715	129	21
CLA-1-16L-53-30K7	3275	117	3192	114	1624	58	3165	113	1596	57	3304	118	28
CLA-1-16L-53-40K7	3524	126	3435	123	1736	62	3406	122	1708	61	3556	127	28
CLA-1-16L-53-50K7	3603	129	3511	125	1848	66	3482	124	1820	65	3640	130	28
CLA-1-16L-7-30K7	4100	114	4115	111	2088	58	4003	111	2052	57	4176	116	36
CLA-1-16L-7-40K7	4411	123	4300	119	2232	62	4308	120	2196	61	4500	125	36
CLA-1-16L-7-50K7	4510	125	4396	122	2376	66	4404	122	2340	65	4608	128	36
CLA-1-16L-1-30K7	5858	105	5712	102	3248	58	5661	101	3192	57	5880	105	56
CLA-1-16L-1-40K7	6303	113	6146	110	3472	62	6091	109	3416	61	6328	113	56
CLA-1-16L-1-50K7	6443	115	6283	112	3696	66	6227	111	3640	65	6496	116	56
CLA-1-32L-7-30K7	8086	114	7881	111	4118	58	7896	111	4047	57	8236	116	71
CLA-1-32L-7-40K7	8700	123	8480	119	4402	62	8496	120	4331	61	8875	125	71
CLA-1-32L-7-50K7	8894	125	8669	122	4686	66	8685	122	4615	65	9088	128	71


LED KELVIN RANGE




AMBER
585-600 nm



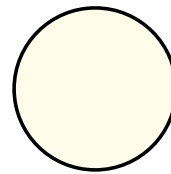
2700K 70 CRI



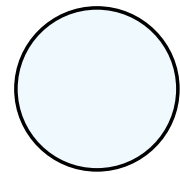
3000K 70 CRI



3500K 80 CRI



4000K 70 CRI



5000K 70 CRI

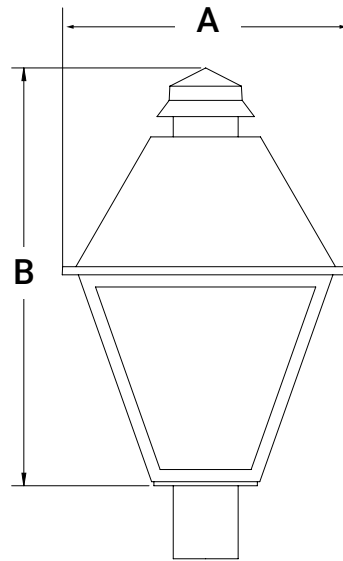
Color	Dominant or Peak Wavelength Range (nm)	
	Minimum	Maximum
Amber	585	600

PRODUCT SPECIFICATIONS

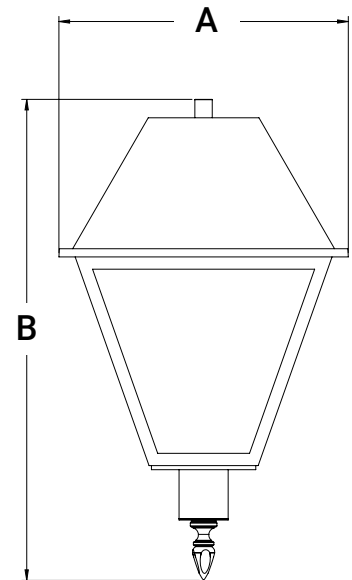
DIMENSION	CLA-1	CLA-1-PM
A	17.68 in. SQ	17.68 in. SQ
B	25.75 in.	29.4 in.

WEIGHT	35 lbs.
---------------	---------

EPA	CLA-1
SINGLE-POST TOP	1.20
SINGLE-PENDANT MOUNT	1.09



CLA-1 POST TOP



CLA-1 PENDANT MOUNT



*Standard Top Clear Lens



Frosted Side Lens (FSL)



Opal Side Lens (OSL)