



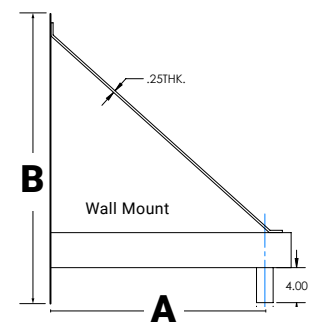
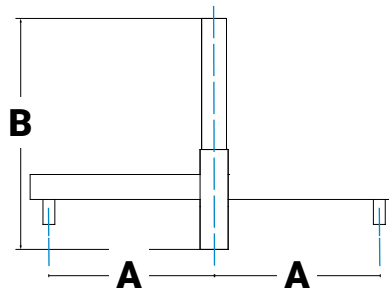
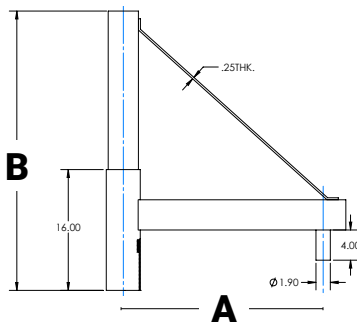
A18 Single



A18 Double

Architectural Arm 18 is constructed of extruded aluminum tubing and available for pendant mount luminaires. Integrates with poles or tenons of 3-1/2", 4", 4-1/2", or 5" OD and is secured with 3/8" stainless steel Allen set screws.

Contact NLS for custom configuration or other mounting options. Designed, tooled, fabricated and assembled in the USA.



MODEL	A	B	EPA SGL	EPA DBL	EPA WM
A18-S	21.5 in.	30 in.	1.61	2.30	.84
A18-L	26 in.	36 in.	2.26	3.15	1.16

MODEL	SGL	DBL	WALL
A18-S	12.20 lbs	16.29 lbs	9.12 lbs
A18-L	18.58 lbs	24.02 lbs	12.03 lbs



Project Name:

Type:

ARCHITECTURAL ARM 18 ORDERING GUIDE

Cat#	Mounting	Pole Diameter	Color
Architectural Arm 18 Small (A18-S)	Single (SGL)	3" Round OD (3R)	Bronze Textured (BRZ)
Architectural Arm 18 Large (A18-L)	Double 180° (D180)	4" Round OD (4R)	White Textured (WHT)
	Wall Mount (WM)	4-1/2" Round OD (412R)	Smooth White Gloss (SWT)
		5" Round OD (5R)	Silver Metallic (SVR)
			Black Textured (BLK)
			Smooth Black Gloss (SBK)
			Graphite Textured (GPH)
			Grey Textured (GRY)
			Green Textured (GRN)
			Hunter Green Textured (HGN)
			Custom (CS)

NOTES:



701 Kingshill Place, Carson, CA 90746
Call Us Today (310) 341-2037

nlsighting.com