


A12 Single



A12 Double 180°

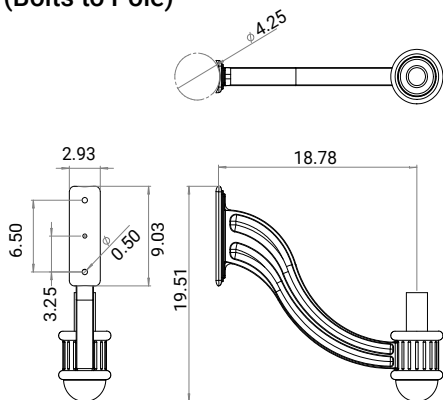


A12 Wall Mount

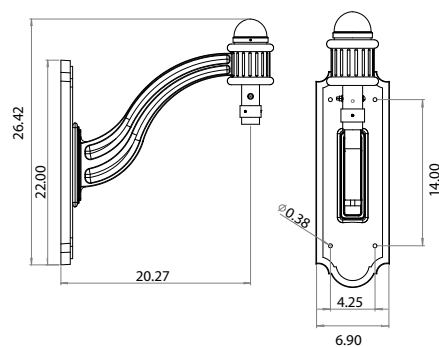
Architectural Arm 12 is constructed of cast aluminum tubing and available for both post top and Pendant mount luminaires. The A12 integrates with poles of 3-1/2", 4", 4-1/2", or 5" OD and is secured with 3/8" stainless steel Allen set screws.

Contact NLS for custom configuration or other mounting options. Designed, tooled, fabricated and assembled in the USA.

A12-SGL (Bolts to Pole)



A12-WM



MODEL	EPA SGL	EPA DBL	EPA WM
A12	.90	-	-

MODEL	SGL	DBL	WALL
A12	11.50 lbs	23 lbs	



Project Name:

Type:

ARCHITECTURAL ARM 12 ORDERING GUIDE

Cat#	Mounting	Pole Diameter	Color
Architectural Arm 12 (A12)	Single (SGL)	3-1/2" Round OD (312R)	Bronze Textured (BRZ)
	Double 180° (D180)	4" Round OD (4R)	White Textured (WHT)
	Wall Mount (WM)	4-1/2" Round OD (412R)	Smooth White Gloss (SWT)
		5" Round OD (5R)	Silver Metallic (SVR)
			Black Textured (BLK)
			Smooth Black Gloss (SBK)
			Graphite Textured (GPH)
			Grey Textured (GRY)
			Green Textured (GRN)
			Hunter Green Textured (HGN)
			Custom (CS)

NOTES:



701 Kingshill Place, Carson, CA 90746
Call Us Today (310) 341-2037

nlsighting.com